

Current sense Transformer, up to 10A_{pk} - CT91 xxx 231 WR



- V_{out}/I_{pk} ratio: 1V/8A
- Global accuracy ± 5% on E96 series load resistor
- Low profile and light
- Materials meet UL94V-0 rating
- Applied standards:
ESCC-3201 generic (including MIL-STD-202)/ECSS-Q-70-02
- Frequency range 6 kHz to 500 kHz triangle wave
- Operating temperature range: -55°C to +125°C
- Suited for IR and vapor reflow soldering
- Weight : 2 grams

Electrical Data (25°C)

ID Code	Turn ratio	DCR ₁₋₂ mΩ	DCR ₃₋₄ Ω ±15%	L ₃₋₄ mH ±15%	Frequency range triangle wave	I _{pk} = I _{DC} + ΔI/2 max	Z Load 1% 1/4W	Insulation 500VDC
CT91 050 231 WR	1/50	<2	0.95	0.4	22kHz to 500kHz	10	6.81Ω	>16Ω
CT91 075 231 WR	1/75	<2	2.15	0.9	15kHz to 300kHz	10	10.2Ω	>16Ω
CT91 100 231 WR	1/100	<2	3.70	1.6	9kHz to 200kHz	10	13.7Ω	>16Ω
CT91 200 231 WR	1/200	<2	14.6	6.4	6kHz to 70kHz	10	27.4Ω	>16Ω

To Order

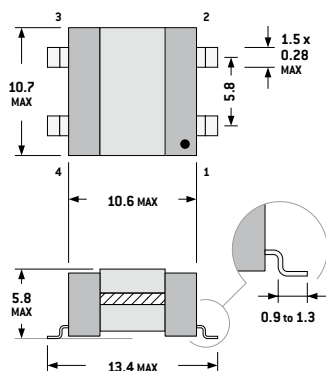
CT91	###	231	WR
Range	Turn ratio	Range	Gull wing highrel

CT91 ### 231 WR

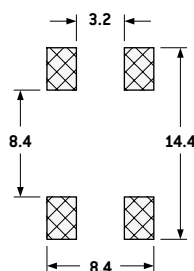
Notes

Typical performances at +25°C
Storage Temperature -55°C to +140°C

Dimensions (mm, top view)

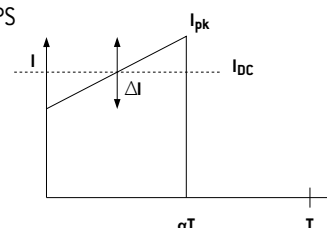


PCB Layout (suggested)

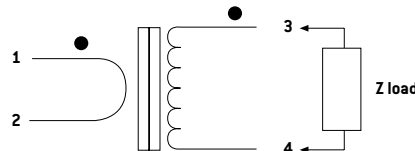


Application

Current detection/measurement for PWM control
(I_{sense}) in High-Rel. SMPS

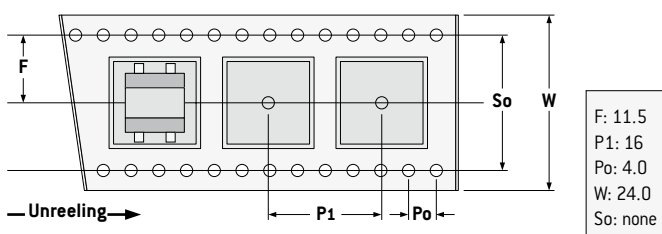


Connections



Packaging

Tape and Reel:
700 units per reel of diameter 330 mm



Marking

