

Common-Mode Chokes - HCESC Series



These common-mode chokes provide excellent attenuation of asymmetric EMI on signal lines as well as in DC-DC converters, switch-mode power supplies and other high frequency applications

- Applied standards: ECSS-Q-ST-70-02C, MIL-STD-202, DO-160 and ESCC 3201 generic specification for space products
- Surface-mount and through-hole packages
- Suited for IR and vapor reflow soldering
- Frequency range up to 100MHz
- Operation temperature range: -55°C to +125°C
- Weight: 0.7gram

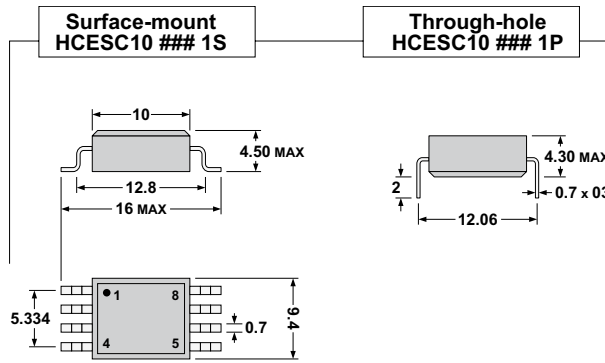
Electrical Data (25°C)

ID Code	Inductance (at 100kHz) μ H	Rdc Max (at 80°C) m Ω	Impedance (at 100kHz) Ω	Rated Current max A	Isolation between windings Vrms	Max attenuation on 50 Ω dB
HCESC10 15K 1x	15	15	115	2.5	1500	7 (10MHz)
HCESC10 56K 1x	56	55	350	1	1500	15 (8MHz)
HCESC10 M47 1x	470	400	440	0.4	1500	33 (5MHz)

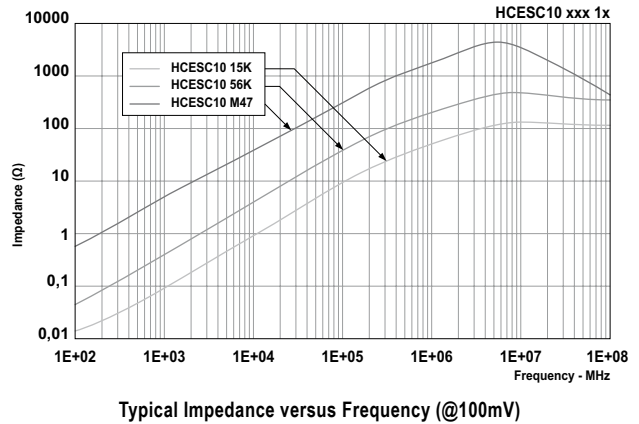
To Order

HCESC10	###	1	x
Range	Inductance Value	Version	x = S for Surface mount x = P for through hole

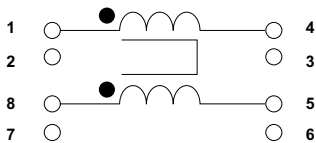
Typical Dimensions (mm)



Response Curves

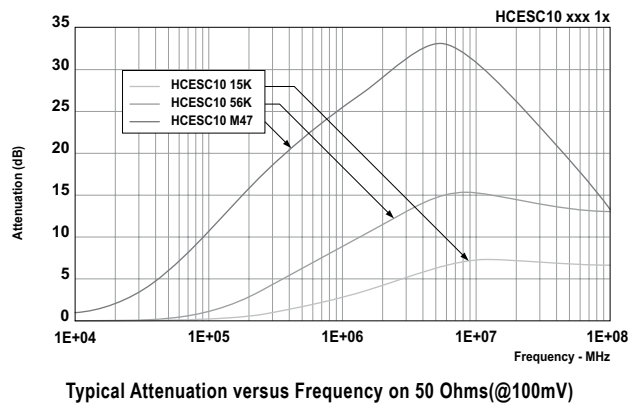


Connections



Packaging

Individually packed in a 160x137x55 cardboard box.
40 parts on 2 layers



Data Line EMI Filters - DLEF 42 Series



These filters virtually eliminate conducted EMI in data lines. They provide excellent common-mode noise attenuation from 15 MHz to 300 MHz whilst passing data signals below 300 MHz without attenuation.

- Applied standards: ECSS-Q-ST-70-02C, MIL-STD-202, DO-160 and ESCC 3201 generic specification for space products
- Suited for IR and vapor reflow soldering
- Materials meet UL94-V0 rating
- Operation temperature range: -55°C to +110°C
- Weight: 1.5gram

Electrical Data

ID Code	Number of lines	Max. Current mA	L/winding μ H	RDC max $m\Omega$	Isolation Vrms
DLEF42 020 1S	2	100	5	250	250

Application

Digital video signal filtering for CCD acquisition

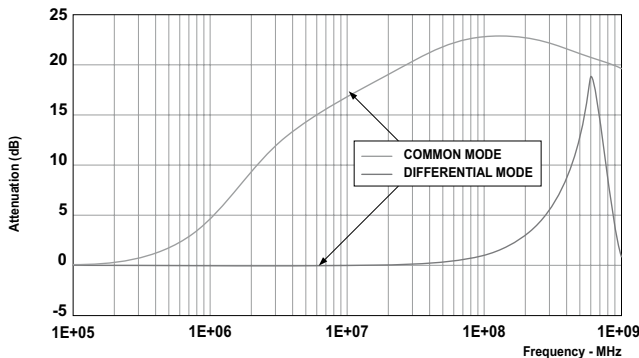
To Order

DLEF42			DLEF42 020 1S	
Range	Number of windings	Version	S = for surface mount	
DLEF42	020	1	S	

Packaging

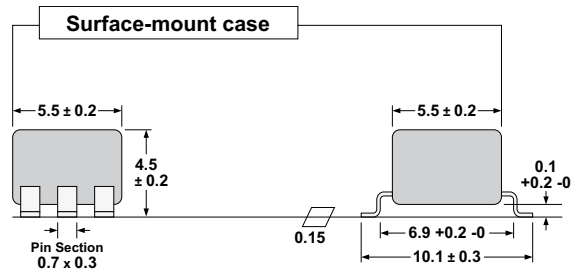
Individually packed in a 160x137x55mm cardboard box. 40 parts on 2 layers

Response Curves



Typical Attenuation versus Frequency on 50hms (@100mV)

Typical Dimensions (mm)

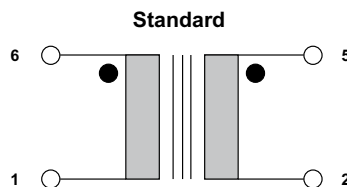


Marking

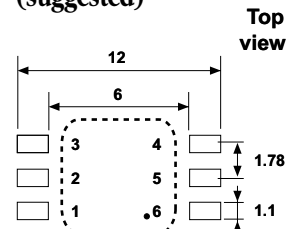


DL42 02 01:
Microspire part number
yyww : Date code

Connections



PCB Layout (suggested)



High Grade Technologies...
RF and Data Magnetics...
Wide Band RF Transformers.

