

# Line-Matching Transformer - MTLM 1234 Mil



- Line isolation and impedance matching
- Transfer-moulded encapsulation
- Materials meet UL94-V0 rating
- Surface-mount package
- Frequency range 100 Hz to 10 kHz
- Operating temperature range: -55 °C to +125 °C
- Weight: 2.5 grams

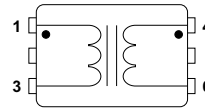
## Electrical Data (25°C)

Parameter	Value
Primary Impedance (pins 1 - 3)	600Ω
Secondary Impedance (pins 4 - 6)	600Ω
Turns Ratio at 1kHz	1/1 ± 1%
Shunt Inductance at 200Hz, 0.15V	≥ 2.2 H
Shunt Resistance at 200Hz, 0.15V	≥ 4700Ω
Leakage Inductance (1kHz)	≤ 5.5mH
Primary Winding Resistance	115Ω ± 15%
Secondary Winding Resistance	115Ω ± 15%
Insertion Loss (at 1kHz; 600Ω)	1.75 dB ± 0.25
Frequency Response (0.1 - 4kHz)	± 0.25dB
Return Loss (0.2 - 4kHz)	≥ 24dB
Distorsion (600Hz; 10 dBm; 600Ω)	- 82dBm
Dielectric Strength (2s)	1.5kVrms
Isolation	1.5kVdc
Operating Temperature Range	-55°C to +125°C
Storage Temperature Range	-55°C to +125°C

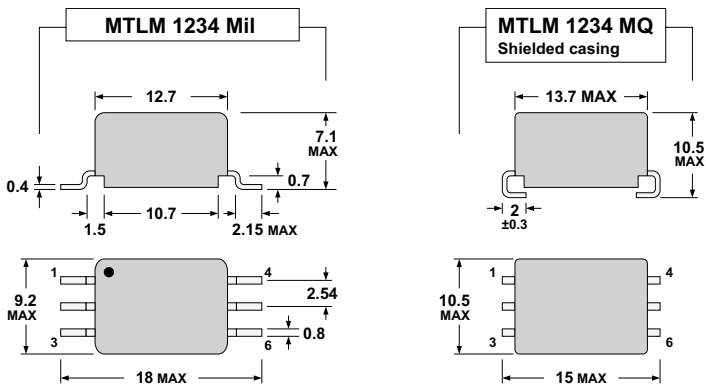
## Application

Line isolation and impedance matching

## Connections

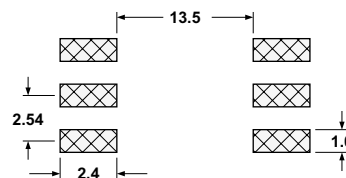


## Typical Dimensions (mm)

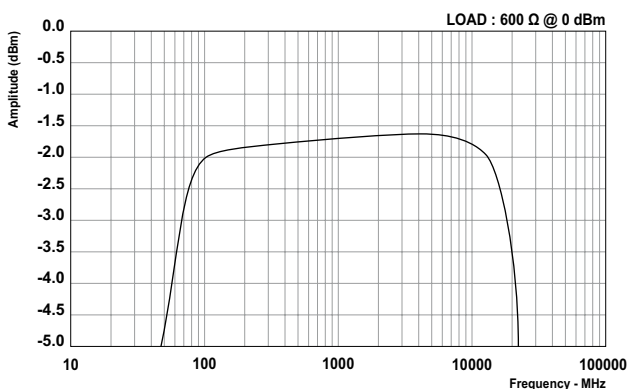


## PCB Layout

(suggested - only MTLM 1234 Mil)



## Frequency Response



## Distorsion

