


MML™ D-Series

Miniature Micro-Layer™ Film Capacitor with Metallized Polymer Dielectric
Industry-Leading Performance at Temperatures up to 140°C



FEATURES

- ◆ Up to 50% size and weight reduction vs traditional technologies
- ◆ High temperature to +140°C
- ◆ Stable Performance through Temperature/Voltage Range
- ◆ Rugged/Lightweight Construction

ELECTRICAL SPECIFICATIONS

Operating Temp: -55°C to +125°C (Up to 140°C at 0.7*U_{RDC})

Capacitance Range: 100µF to 2400µF

Capacitance Tolerance: ±10%

Voltage Range: 300VDC–1000VDC

Dissipation Factor: 1.0% max, when measured at 1kHz @ 25°C

Insulation Resistance: 10,000 MΩ-µF minimum, when measured at rated voltage (up to 500VDC max) @ 25°C

Dielectric Withstanding Voltage: 1.5*U_{RDC} for 1 minute

APPLICATIONS

Aerospace & Defense, Industrial, Medical, Transportation

PHYSICAL CHARACTERISTICS

Construction: Non-Inductive stacked metallized polymer film encapsulated in flame retardant high temperature epoxy

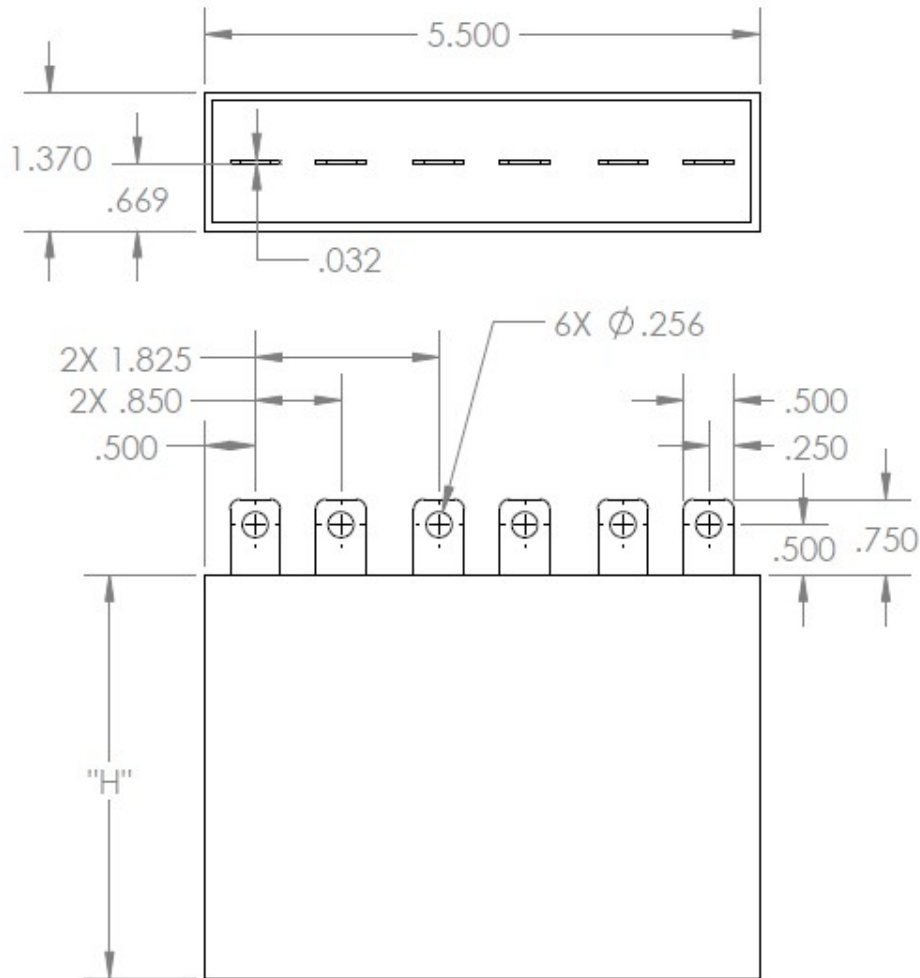
Case: Flame retardant, plastic housing

Leads: Bolt down tinned copper terminals

ORDERING GUIDE

MMLD	B	06	Example
Series	Case Code See Capacitance Ratings Table (page 2)	Capacitance Code See Capacitance Ratings Table (page 2)	MMLDB06
			Capacitance 500µF
			Voltage 600VDC
			Case Height 4.0 in

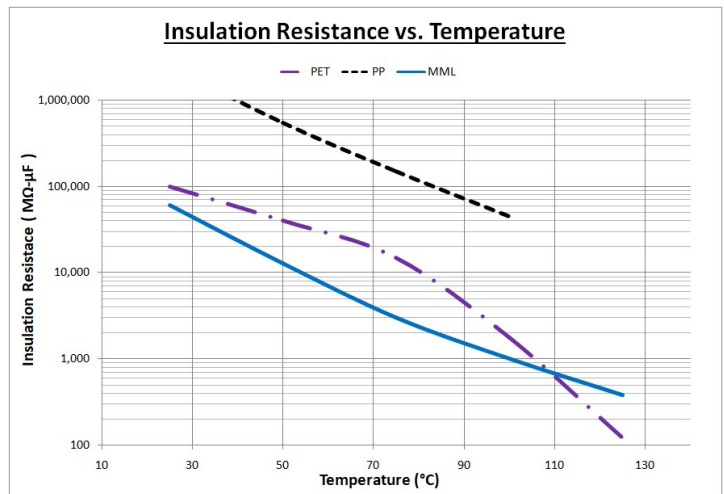
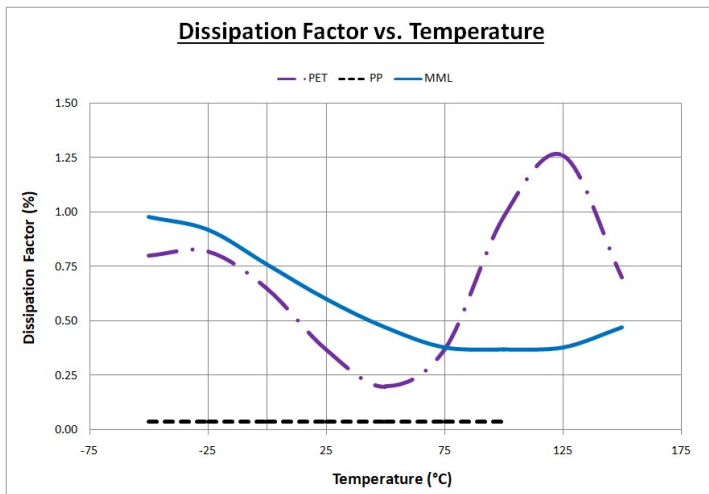
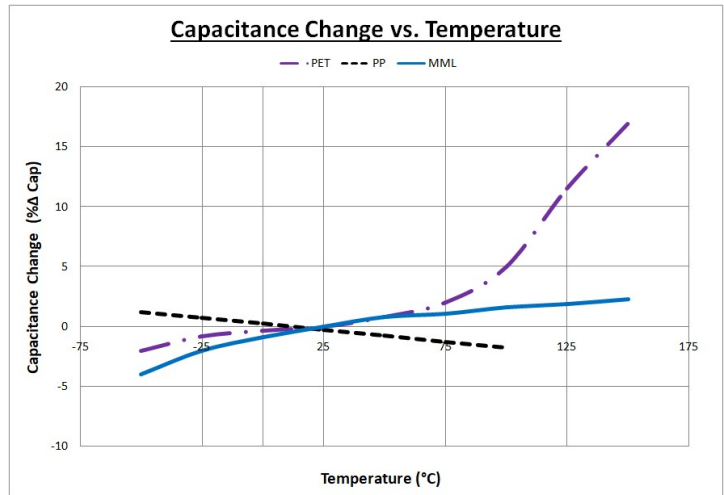
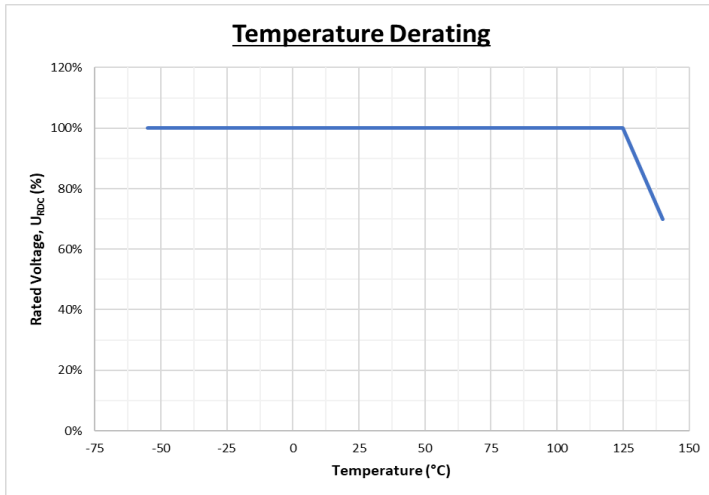
****Custom configurations and extended/intermediary values available upon request.**



		Capacitance Code	Case Size ("H")	Maximum Capacitance	R_s (m Ω)	I_{max} (A $_{rms}$)
Rated Voltage (VDC)	300V	01	A (2 in.)	1200 μ F	0.54	100
		02	B (4 in.)	2400 μ F	0.27	200
	450V	03	A (2 in.)	500 μ F	0.86	100
		04	B (4 in.)	1000 μ F	0.43	200
	600V	05	A (2 in.)	250 μ F	1.08	100
		06	B (4 in.)	500 μ F	0.54	200
	850V	07	A (2 in.)	150 μ F	1.38	50
		08	B (4 in.)	300 μ F	0.69	100
	1000V	09	A (2 in.)	100 μ F	1.90	50
		10	B (4 in.)	200 μ F	0.95	100

****Custom configurations and extended/Intermediary values available upon request.**

MML™ Performance Characteristics



Environmental Test	Standard	Method	Condition
Humidity (Steady-State)	MIL-STD-202	103	C
Barometric Pressure (Reduced)	MIL-STD-202	105	C
Thermal Shock	MIL-STD-202	107	A
Life (at Elevated Ambient Temperature)	MIL-STD-202	108	F

All product drawings, descriptions, specifications, statements, information and data (henceforth referred to as the "information") in this datasheet or other publications are subject to change. The customer is responsible for checking, confirming and verifying the extent to which the information contained in this datasheet or other publication is applicable to an order at the time the order is placed. All information given herein is believed to be accurate and reliable, but it is presented without any guarantee, warranty, representation or responsibility of any kind, expressed or implied.